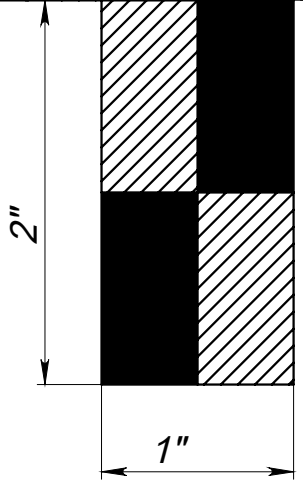
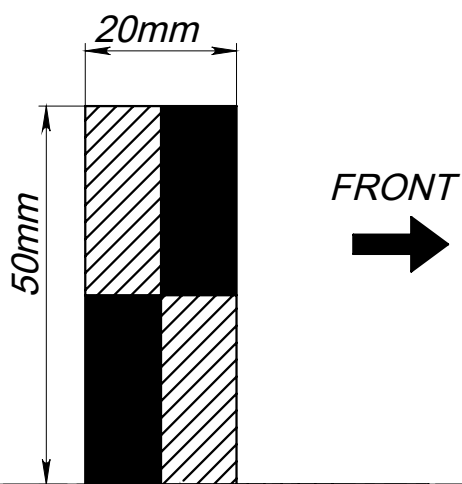
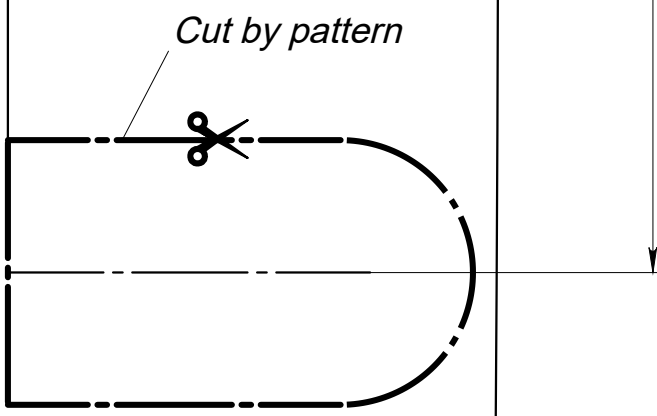


35mm

Bend 90°



250mm



Template for MP 0369

1. Print the template using option 100% scale at printer settings.
2. Check the sizes of printed template using ruler in special field. If OK, go to step 3, otherwise try another setting at printer.
3. Cut both tube patterns with scissors.
4. Remove plastic bumper from your ATV.
5. Locate template on your plastic bumper.
6. Cut the bumper.
7. Install bumper MP0369 & plastic bumper in appropriate order.
8. Enjoy!